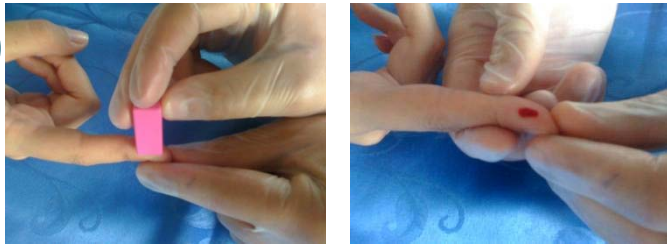


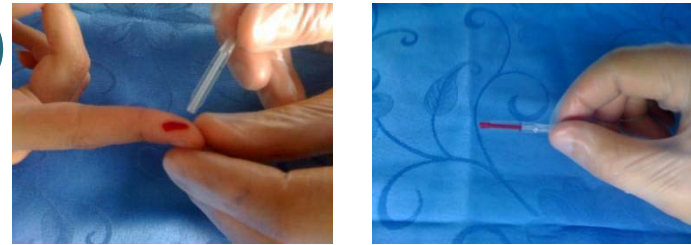
INSTI™ TEST User's Guide

1




Massage the finger to allow the blood to rise to the surface. Wipe the fingertip with the alcohol swab, as soon as the finger is dry, press the tip of the lancet on the finger

2



Hold the pipette horizontally and touch the tip of the pipette to the blood sample. Capillary action automatically draws the sample to the fill line and stops.

3



Transfer the blood held in the pipette to Sample Diluent vial (1). Recap vial and mix by inversion.

4



Pour the entire contents (1 then 2 then 3) to the center of the membrane unit well. Wait for total absorption of the sample before pouring the following solutions. Read the result immediately.

one dot



negative

two dots



positive

no dot



invalid

Route de Dully
Bursinel
CH 1195 Suisse

Tél : (00) 41/21 824 37 00
Port : (00) 41/79 347 13 22
Fax : (00) 41/21 824 37 01
E-Mail : info@win-test.ch
Site : www.win-test.ch

