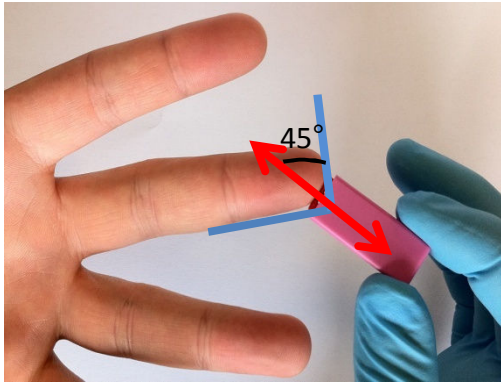


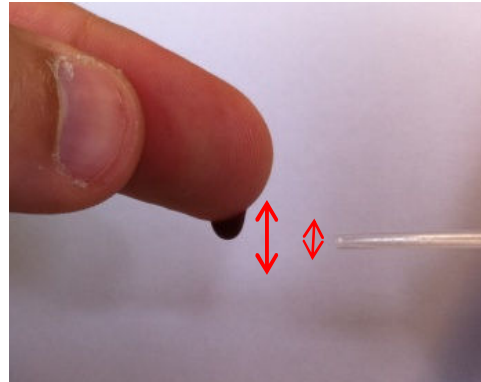
Blood sample of 50 μL

1

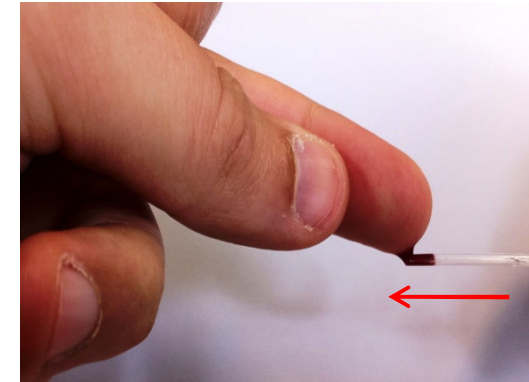


Prick the clean finger of the patient.
The hand should be at horizontal level from the waist.
Massed it.
The lancet should be placed as shown on the picture.

2


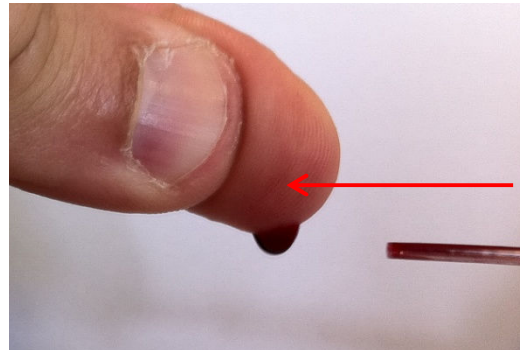


Form a large drop of blood hanging at your fingertips. It must be thicker than the diameter of the pipette.



Hold the pipette horizontally and put it in contact with blood.
Do not press the bulb of the pipette.

3



Form a new large drop of blood (if necessary repeat the pressure form the base to the tip of the finger) and **gently bring the pipette horizontally, without pressing the bulb**, in contact with the drop of blood.
Repeat the process until the pipette in completely filled (black line).